

Diver Platform® What's new in 7.1?

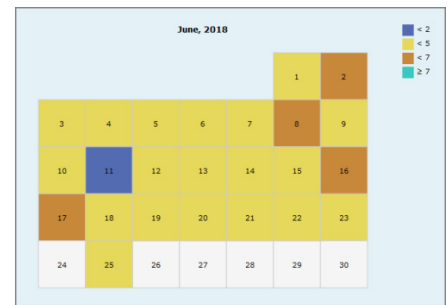


Summary of New Features & Enhancements in Diver Platform 7.1

DivePort Enhancements:

https://www.dimins.com/online-help/diveport_user_help/Content/DivePort%20Reference%20Topics/whats-new71.html

- Improvements to QuickView configuration and flexibility
- Additional chart types: Stringline, Calendar Heatmatrix, Trellis, and Mosaic
- Animated rendering of Chart and Stamp portlets
- Additional skins and color options
- Improvements to graphical edit dialogs and wizards
- Redesigned Indicator portlet with two new types: Fill Gauge and Circular Gauge
- Consolidated Measures portlet with the best of the Measure Factory Measure portlet and the Diver portlet
- Extended click action options for several portlet types
- New self-service pages and stamps for Measure Factory users

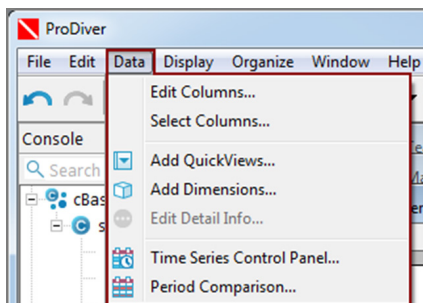


Calendar Heatmatrix shows day-to-day change of data values.

ProDiver Enhancements:

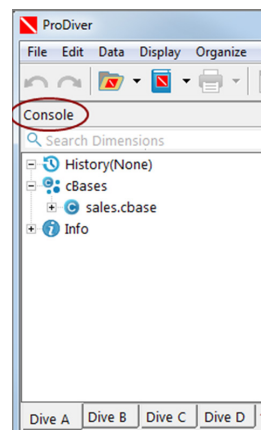
https://www.dimins.com/online-help/prodiver_help/Content/ProDiver/whats-new-71.html

- Fresh look-and-feel including updated icons, colors, and fonts, new pull-down menus and reorganized and resizable edit dialogs



- New ability to switch dimensions in a tabular or report

A new Data menu has been added to the menu bar



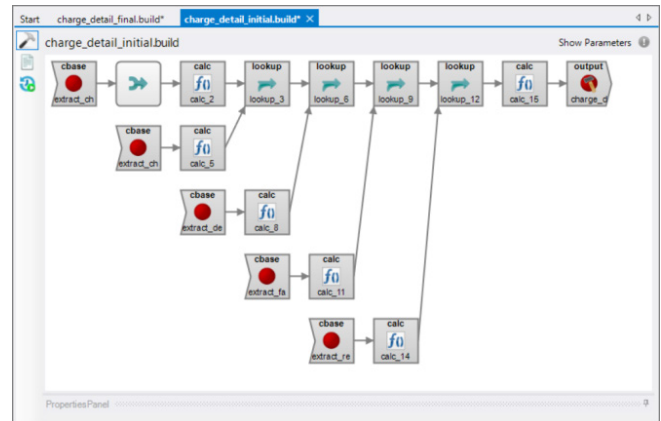
- Enhanced console includes a Search box and Collapse All or Expand All categories options
- Background Dimcounts allow users to interact with the UI immediately

The console now appears on the left side of the dive window by default, and the dive selector tabs have been moved to the bottom of the console.

Workbench Enhancements

https://www.dimins.com/online-help/workbench_help/Content/71_menus-buttons/whats-new-in-wb-71.html

- Expanded Version Control functionality includes project cloning and pushing/pulling to a remote Git server
- Graphical editor for Measure Factory to easily browse and edit rules, measures, and data sets
- Graphical Build Flow Editor for Spectre cBases
- View switcher to easily change from the graphical editor to the text editor, or the run history if available
- Improved table editor to update cells, or add and delete rows
- Process Manager to view server activity
- Quick Connections and redesigned Connections Manager, including an option to color connections differently



Spectre Build Flow Editor

Spectre Enhancements

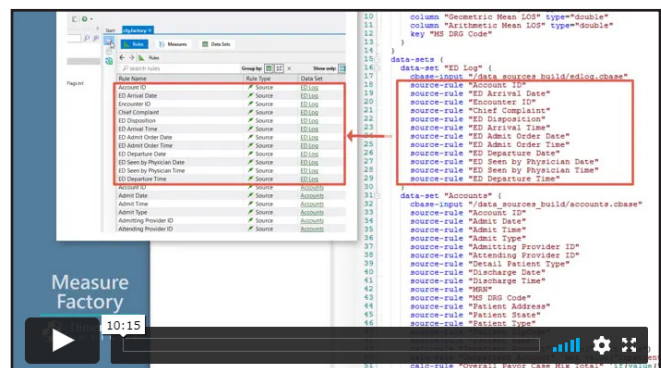
https://www.dimins.com/online-help/workbench_help/Content/71_menus-buttons/whats-new-in-wb-71.html

- Join operation for use in Build scripts, cPlans and Dive scripts
- Rotate operation to convert columns into rows when building cBases
- Detail window option to access data without summarizations
- Added support for datetime data type for cBases
- Added a tunnel-input option for cBase builds, cPlans and Dives
- Additional functions, forward-looking time series, date rollup dives, and preference settings

Web Help

<https://www.dimins.com/online-help/>

- Online Help 7.1 documentation is available at <https://www.dimins.com/online-help>.
- Video-enhanced pages have been added to Help systems



Videos like "Working With a Measure Factory Configuration File" help users get the training they need whenever they need it.

DI-ODBC Add-on

https://www.dimins.com/online-help/workbench_help/Content/ODBC/di-odbc.html

- Driver to query DiverLine cBase data from third-party tools

About Dimensional Insight

Dimensional Insight is a leading provider of integrated business intelligence and performance management solutions. Our mission is to make organizational data accessible and usable so everyone from analysts to line of business users can get the information they need to make informed, data-driven decisions.



60 Mall Road
Burlington, MA 01803
t: 781.229.9111
www.dimins.com

©2022 Dimensional Insight, Measure Factory, ProDiver, DivePort, and the Dimensional Insight logo are trademarks of Dimensional Insight, Inc.